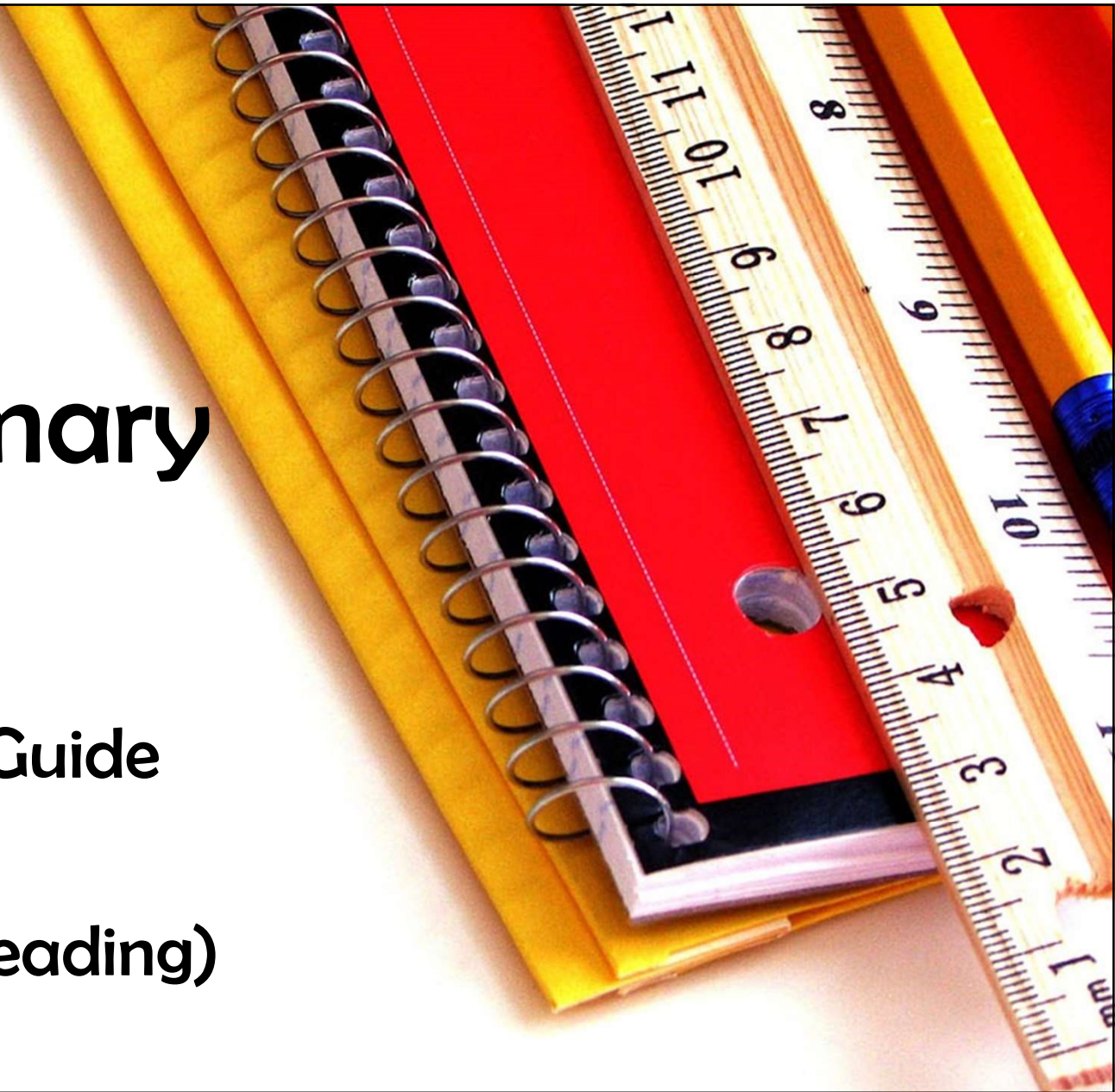


Hermitage Primary School

Parent's Guide
To
Literacy (Reading)



Contents Page

- Reading- **slide 3**
- Reading at Hermitage- **slide 4-5**
- How can I support my child reading?- **slide 6**
- Reading Toolkit- **slides 7-8**
- Discussion Detective- **slide 9**
- Useful Links- **slide 10**



Reading

‘Reading and responding to literature and other texts play a central role in the development of learners’ knowledge and understanding.’

Curriculum for Excellence

Reading with your child for a short period of time each day can have a positive impact on your child’s progress. To encourage and increase your child’s interest in reading, establish a reading routine with him/her everyday.



Reading at Hermitage

Here at Hermitage your child is set a reading book as part of their weekly homework from one of the following reading programmes-

- Oxford Reading Tree
- Literacy World

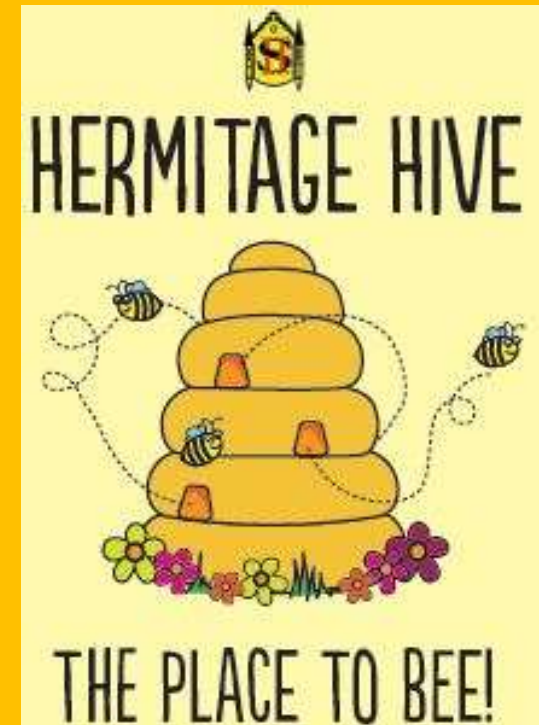
From P5 pupils will also use class novels to further develop their reading skills.



Reading at Hermitage (continued...)

Every child, from P2-P7, is also engaged in the Accelerated Reading Programme which is a whole school initiative to encourage them to read for pleasure whilst developing their key reading skills. This is set at an appropriate level to meet the needs of their reading age which is established by sitting an online test at the beginning of the school year.

When a pupil finishes a book they complete an online comprehension test. If they achieve 80% or above they earn a bee for their class. At the end of the learning block the class with the most points earns themselves a movie afternoon. A Gold, Silver and Bronze certificate is also awarded to the pupils who have earned the most points throughout the learning block.



How can I support my child reading?

When reading a book with your child you should:

- Ensure that your child reads their reading book aloud to you.
- Look at the front cover and title. Discuss with you child what they think the book might be about and explain their reasons.
- Ask your child to read the blurb and discuss the key information that they get from it.
- As your child reads through the book, discuss with them what is happening in the story and compare to situations/experiences that are familiar to them.
- Encourage your child to use pictures and words to help them to understand the story as well as make reasonable predictions of what might happen next.
- Ask your child about their favourite character or part of the story and ask them to explain why they like it.
- **MOST IMPORTANTLY-** enjoy your reading time together!

For further guidance

- https://education.gov.scot/parentzone/Documents/ReadingTips_PrimaryEN.pdf

Reading Toolkit

This is a reading toolkit to help you to support your child when reading at home.

- **Look at the illustrations-** Discussing the illustrations will give clues to the meaning of the story.
- **Read the title-** The title gives important clues as to what the book will be about.
- **Read the blurb-** The blurb, on the back cover of a book, tells you a bit about the story.
- **Look at the first letters-** By sounding out the first letters of a word, your child can guess the rest of the word.
- **Read on-** Reading on to the end of the sentence allows your child to check if the sentence makes sense.
- **Read again-** Reading the whole sentence or paragraph again to see if it makes sense.

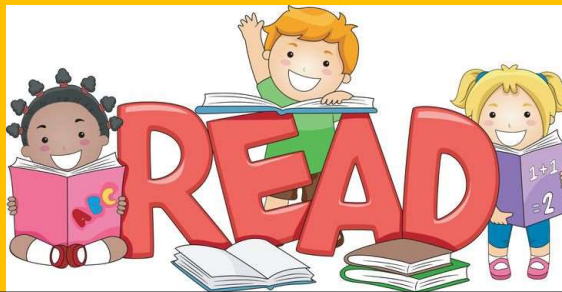


Reading Toolkit (continued)

- **Sound it out-** Break down the word into sounds. Say each sound aloud and blend together to form the word.

<https://www.youtube.com/watch?v=I6FpUaHpie0>

- **Look at the length of the word-** By looking at the length of the word and using the context of the story, children can guess what it is.
- **Spelling Rules-** Encourage your child to think of words with the same spelling rule. This helps them to make links with other words.
- **Ask for help-** Children should do this after trying out the other tools.



Discussion Detective

Here are some prompts to deepen your child's understanding about the text.

Before reading the book-

- Look at the front cover. What do you think the book is about?
- Who is the author/illustrator?
- What do they do?

During the reading session

- What does that word mean?
- Can you give another word to mean....?
- What do you think will happen next? Can you explain why?

After the reading session

- Who were the main characters?
- Can you summarise the main points?
- Do you like the way the story ended? Can you think of your own ending for the story?



Useful Links

- <http://www.readwritecount.scot>
- <http://www.scottishbooktrust.com/reading/book-lists/themes/8-11>
- <https://education.gov.scot/parentz-one/learning-at-home/Supporting%20literacy%20at%20home>

